

Basic Rock Beats

Four Basic Rock Beats

Deejay's Color Drum Notation Key

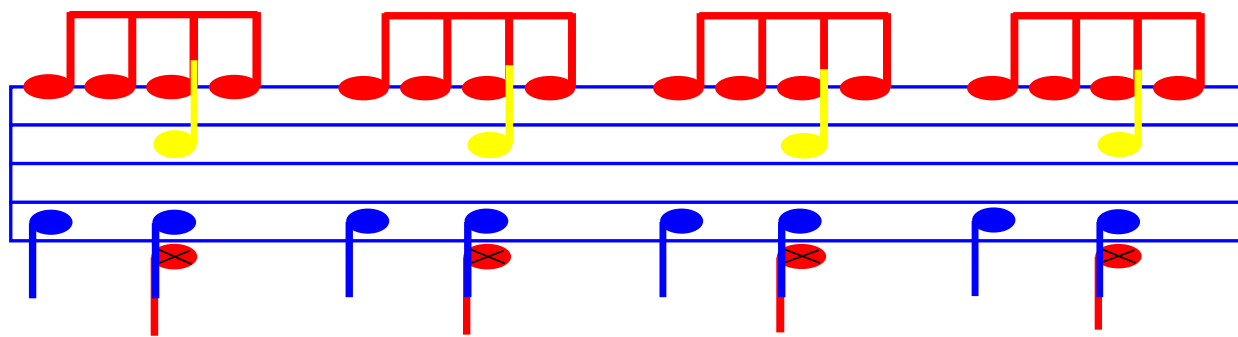
The diagram shows a set of four staves with various drum notation symbols. The symbols are color-coded and labeled as follows:

- Red:** Closed Hi Hat (solid red circle), Open Hi Hat (red circle with a white center), Hi Hat With Foot (red circle with a white center and a red 'X' over it).
- Orange:** Ride Cymbal (solid orange circle), Ride Bell (orange circle with a white center and a red 'X' over it).
- Yellow:** Snare Snare (solid yellow circle), Snare Rim Shot (yellow circle with a white center and a red 'X' over it), Snare Ghost Note (yellow circle with a white center).
- Green:** Tom 1 (solid green circle), Tom 1 Ghost Note (green circle with a white center), Tom 2 (solid green circle), Tom 2 Ghost Note (green circle with a white center).
- Blue:** Bass Drum (solid blue circle), Bass Ghost Note (blue circle with a white center).
- Brown:** Floor Tom 1 (solid brown circle), Floor Tom 2 (solid brown circle).

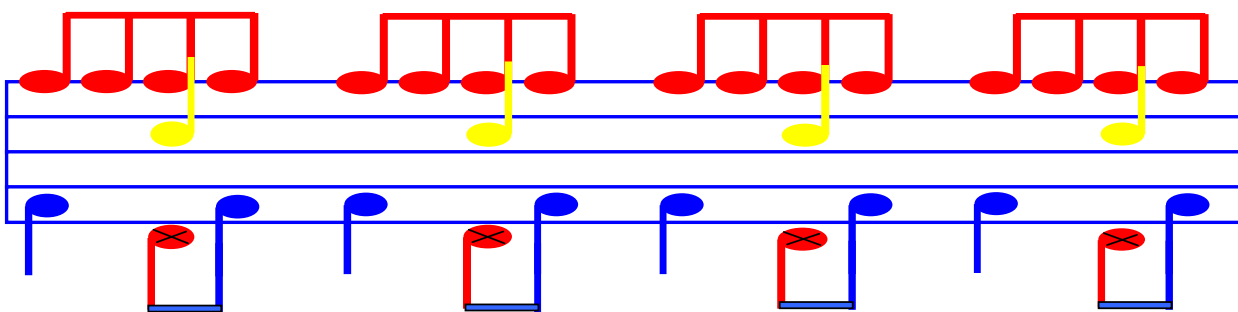
Basic Rock Beat #1

The notation for Basic Rock Beat #1 consists of a 4-beat pattern on a three-staff system. The top staff (Hi Hats) has a red bracket over four eighth notes. The middle staff (Snare) has a yellow eighth note on the second and fourth beats. The bottom staff (Bass) has a blue eighth note on the first and third beats, and a red eighth note with a white center and a red 'X' over it on the second and fourth beats.


Basic Rock Beat #2



Basic Rock Beat #3



Basic Rock Beat #4



Play along with your favorite CDs & have fun!!